

Scouts SA

Venturer Scout Section

Super Splash 2019

venturers.sa.scouts.com.au/supersplash

Applications

Applications for Super Splash 2019 will be done through the MyScout Event Registration system.

Participants are asked to please note this guide when creating your application to assist you through the process.

Applications are open to all members of the Venturer Section and members of the Scout Section that are aged 13.5+ as of 5 December 2019. Guides aged between the ages of 14 and 18 are also able to apply for the event.

Guides must be currently registered within Guides SA and will need to fill out a separate application form to be registered on MyScout for the event.

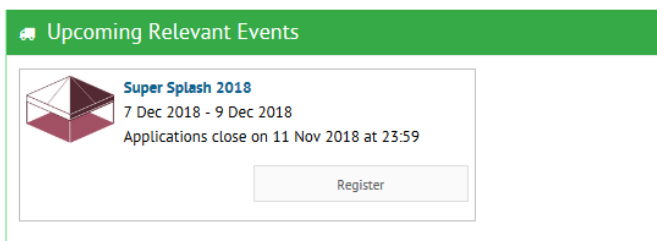
Login

The username for MyScout is your Scout membership number. The password is initially your date of birth (you will be prompted to change this when you first login)

- Enter your scout membership number.
- Enter your password.

Home Page

When you login, there is a tab on the home page called "Upcoming Relevant Events"



Clicking on REGISTER opens up a separate screen with the event information:

MyScout Event Registration



Super Splash 2019

6 Dec 2019 - 8 Dec 2019 (Applications close on 24 Nov 2019 at 17:00, 1 week before the event starts)

This is the end of year break-up activity for the best section in the Association - THE VENTURER SECTION! We aim to have you so relaxed, so laid back and so chilled that your folks won't know who is walking into their house on the Sunday night.

This is also promoted as a good linking activity for your older Scouts so they can see just how much fun we do have.

Activities typically include giant slide, climbing wall (including competition Saturday Night), canoeing, volleyball, and loads of other not so energetic activities as well.

Your weekend is fully catered by some of the best caterers in town and we assure you will not go home hungry.

You choose your music all weekend and there are movies all night on Friday and Saturday nights.

Chill out in the cafe, kick a hacky sack around or just throw a frisbee to your mates. So come along and join in all the fun!

Early bird applications close Sunday the 27th of October so get in quick!

Register for Super Splash

Once you have read the event details you can register yourself by clicking on the green 'Register myself' button.

- Select your role
- Read through the agreements and indemnities
- Click confirm

Making Payment

You will then be presented the payment gateway to pay your invoice for the event.

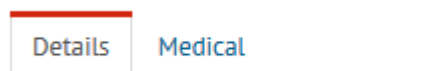
You will also be emailed a copy of this invoice for payment. This invoice must be paid by application close date.

While there are other payment options online via credit card is the preferred option from an event management perspective.

Confirm Medical and Dietary Information

For the first event, participants will also need to confirm your medical and dietary information through MyScout.

To do this, once logged in to MyScout click on members and select your name to access your member record.



Click on the medical tab as per above and then select the green 'Enter medical details' button. Click through the prompts to answer the questions required and then save.

Event Registration for a Non-Member

If a non-Member (in the case of Super Splash a Guide Member) intends to attend Supers Splash they will need to complete an application to attend an event as a non-Member. This form can be accessed via contacting John Hooper (bc.venturers@sa.scouts.com.au).

As participants have agreed to the activity lists when registering, no paper form will be required to be sent in this year. If you have specific concerns about an activity listed, please contact John Hooper (bc.venturers@sa.scouts.com.au).

Enquiries

Enquiries relating to Super Splash 2019 should be addressed as follows

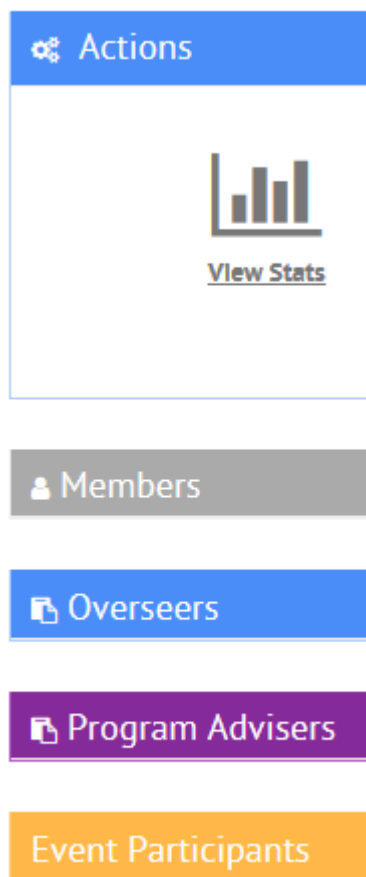
- Questions regarding the event to supersplash@sa.scouts.com.au
- Questions regarding registrations to Hadi Monigue (bc.groupsupport@sa.scouts.com.au)

Leader Access/Information

The event registration system enables Leaders to view details of applicants to events from their formation.

To view this listing within MyScout follow these steps

1. Login to MyScout
2. Click on your formation (i.e. your Venturer Unit) from the front page
3. From the listing select event participants



This listing will then show a list of participants from your formation for a particular event

Event Participants			
Search:	<input type="text"/>	Status: <input type="text" value="Not Withdrawn"/>	<input type="button" value="Go"/>
<small>Quick edit enabled</small>			
Event	Name	Role	Appointment

At a Group level the Group Leader will be able to view this to provide group level information to Leaders.

Program Advisers are also able to view this information in relation to the Units they are assigned to.